

Welcome to the Reception /  
KS1 Phonics and Reading  
evening

Moonster  
Phonics

# Why do we use Monster Phonics?

- ▶ Fun, interactive and engaging lessons. Each monster has an action to go with their sound, making learning active
- ▶ Recognition that all children learn differently
- ▶ There are 144 different ways of spelling 44 sounds, for example:  
plate, rain, day, eight, great, table, they, vein
- ▶ Monster phonics speeds up this process with memory queues  
plate, rain, day, eight, great, table, they, vein



# Meet the Monsters

[Click on the link below to watch the video:](#)

[Parent Webinar: Improving Results With Monster Phonics | Monster Phonics](#)

# In school:

- ▶ 40 minute phonics session 5x per week: children are taught to recognise sounds, **decode** and blend sounds to read words taken from the year group progression map.

**decode:**

**c a t – cat**  
• • •

**r ea d – read**  
• — •

- ▶ Flash cards – colour coded and blank so that the colour coding remains a memory aid rather than children become dependent on colour coding
- ▶ Y2 phonics teaches children the last of the sounds they need to recognise and then moves onto spelling patterns and rules from the Spring term.
- ▶ Group reading with an adult 3x per week using Monster Phonics reading books
- ▶ 1:1 reading weekly



# At home:

- ▶ Daily reading at home is recommended and we would love for you to document when you have read with your children in their reading record please!
- ▶ Changed every Friday (we may keep the book the same if it isn't clear that your child has read the book at home)
- ▶ Reading books are kept the same for 1 week to support confidence and build fluency
- ▶ Reading the monster phonics book more than once per week is recommended so that children start to recognise words and move on from decoding every word



# Inside the reading books

- ▶ Each book has a phonic sound / group of sounds as a focus
- ▶ First two pages of every book are dedicated to word reading to prepare children for the words they will find in the story
- ▶ Comprehension questions at the back
- ▶ Large text is for the children to read, if your child gets stuck, allow them to take their time, then intervene by modelling how to decode the sounds and blend to read the word
- ▶ Small text is for the adult to read and is designed to build the story line to add enjoyment for children



# Phonics Screening Check

## Year One only – June 2024

- The phonics screening check contains 40 words divided into two sections of 20 words. Both sections contain a mixture of real words and alien words. Alien words are words that are phonically decodable but are not actual words with an associated meaning. Alien words are included in the check to assess whether your child can decode a word using their phonics skills.
- All alien words in the check are accompanied by a picture of an alien. Children are taught that when a word has a creature next to it, it is an alien word. This is to ensure that they are not trying to match the alien word to a word in their vocabulary.
- The check is designed to give teachers information on how your child is progressing in phonics. It will help to identify whether your child needs additional support at this stage so that they do not fall behind in this vital early reading skill. If your child does not pass the check, they will re-take the check in Year 2.



# Phonics Screening Check

## **Year One only – June 2024**


- The Monster Phonics website has a free tool for parents to use at home to practise reading words your child may come across in the phonics check. There is no expectation to do this, as we will be ensuring your child is prepared in school, but is there as an extra support tool, if you would like to use it. Link below.

[Phonics Screening Test | Monster Phonics](#)





# Reading for Pleasure

- ▶ Children will choose a library book of their choice each week to share at home
  - ▶ Shared reading in school and at home – reading is not a chore!
- 

Angry Red A is brave.  
He lives in his cave.



Grip your hands, look angry and say

**ay, ay, ay**

Green Froggy is a  
teacher and lives in  
her teapot house.



Smile and stretch your lips. Use your hand to make a  
frog mouth shape with your finger and thumb and say

eeee

Yellow I is a spy, and  
lives high in his red  
and white lighthouse.



Point to your eye and say

I

Miss Oh No bumps into  
things and says **oh no!**  
She is pink like a **rose.**



Look surprised, put your hands out and say

**Oh**

U-hoo lives in the  
universe, he is cute!



Point and say  
**You!**

Cool Blue is so cool,  
he lives in his blue moon  
house and is a DJ.



Make a round mouth, and circle your lips  
with your finger, don't touch your lips!

oo

Brown Owl lives in a  
treehouse on Monster  
Mountain.



Lift your finger quickly, like you have pricked it!

Ow!



When the silent ghosts  
fly, they make no sound!




Put your fingers to your lips.  
Silent letters make no sound!

Tricky Witch uses her  
magic wand to trick us  
by changing sounds that  
you know so well.




Pretend to wave a wand in the air.

The black cats make the sounds that you know to read words like cat and black.



Use your fingers to make a walking action like the black cats legs, walk your fingers across your palm.



If you have any questions,  
please feel free to send a  
message via Class Dojo.

Moonster  
Phonics

